

NHTI Remote Placement Exams

OHM Direct Login Access

Student Guide - Directions to enroll in the NHTI Remote Placement Exams

To take your mathematics placement exam or English survey, you must enroll in a “course” at Lumen OHM. There is no enrollment fee. Course components include: Orientation to Lumen OHM software, practice tests, and the Placement Exam/survey. You must achieve a score of 75% or higher on the Math Placement Exam to register for your desired mathematics course at NHTI. Although the Lumen software attaches points to the English survey, it is not a test. You need not concern yourself with a score. The results of your exam or survey will be sent to your NHTI advisor, who will contact you to discuss your course registration options.

To access the Lumen OHM course, follow these steps:

- 1) Visit ohm.lumenlearning.com.




Enroll In a New Course

- 2) Click:
- 3) When prompted, enter the Course ID below. NOTE: There is no enrollment key.


Course ID: **42895**

Enrollment Key: (leave this blank)

- 4) Click . You should see the following confirmation:

Confirm your course selection below

Course Details	
Course Name:	NHTI Remote Placement Exams 2020
Course Id:	42895
Course Enrollment Key:	
Teacher	Kerry Cook

- 5) Click  again.
- 6) Create an account by specifying a username and password, your first name and last name, and your **NHTI Student Email address**.


Once you are enrolled:

English Placement Exam:

- *Choose:* Click the link to the English Placement Test Information for your exam.

Mathematics Placement Exams

- *Required:* Complete the **Orientation to Lumen OHM Software** with at least 50% accuracy to gain access to your intended Placement Exam.
- *Choose:* Click the link corresponding to the course recommended by your advisor.

▶ [English Placement Test Information](#)  Showing Collapsed Always

▶ [Placement into MATH 120C Quantitative Reasoning](#)

▶ [Placement into MATH 124C College Algebra](#)

▶ [Placement into MATH 140C Precalculus](#)

▶ [Placement into MATH 205C Calculus I](#)

▶ [Placement Into MATH 251C Statistics](#)

- *Recommended:* Practice for your intended Placement Exam using the **Practice Test** provided. You can take the Practice Test as many times as you like until you are ready to take the Placement Exam.
- *Schedule:* Set up a date/time to take the **Placement Exam** by contacting the staff at the NHTI Academic Center for Excellence (NHTIAce@ccsnh.edu)
You will be provided with a password to take the Placement Exam remotely.
NOTE: If you experience any technical difficulties while taking your Placement Exam, please contact Professor Daniel Shagena (dshagena@ccsnh.edu)

On the day of your **Placement Exam**:

- You will be taking this exam remotely. You should plan to take the exam in one sitting with a three-hour period of time to work on the exam.

We recommend the following for greatest success:

- Quiet testing environment – turn off your phone, find a quiet space where you can focus
- Use your tools – paper and pencil to write out your work, calculator (TI-84 recommended)
- *Written work requirement:* You are required to submit written work showing how you obtained the solution to each problem on the Placement Exam.
Scan or take photos of the written work. If you used the TI-84 calculator to solve a problem, take a photo of the calculator screen.
Please be sure these photos are legible and that the problem number on the exam is clearly identified.
Paste these pictures into a document, then upload the document in the appropriate place in Lumen OHM.
Your written work will be considered as we review your Placement Exam results.